



# SVC389 — AM Low Voltage Electronic Tuning Applications

Hyper-Abrupt Junction Type Silicon Composite Varactor

## Features

- Twin type varactor diode for AM electronic tuning use.
- Miniaturization and high-integration of tuner sets can be easily achieved due to the small package.
- High capacitance ratio and high quality factor.
- Provided in a tape reel packaging.
- Surface mount type.

## Specifications

Absolute Maximum Ratings at Ta=25°C

Parameter	Symbol	Conditions	Ratings	Unit
Reverse Voltage	V <sub>R</sub>		16	V
Junction Temperature	T <sub>J</sub>		150	°C
Storage Temperature	T <sub>stg</sub>		-55 to +150	°C

Electrical Characteristics at Ta=25°C

Parameter	Symbol	Conditions	Ratings			Unit
			min	typ	max	
Breakdown Voltage	V(BR)R	I <sub>R</sub> =10μA	16			V
Reverse Current (One diode)	I <sub>R</sub>	V <sub>R</sub> =9V			100	nA
Interterminal Capacitance (Capacitance value of one diode)	C <sub>1V</sub>	V <sub>R</sub> =1V, f=1MHz *1	470		525	pF
	C <sub>6V</sub>	V <sub>R</sub> =6V, f=1MHz		50		pF
	C <sub>8V</sub>	V <sub>R</sub> =8V, f=1MHz	18		24	pF
Quality Factor	Q	V <sub>R</sub> =1V, f=1MHz	200			
Capacitance Ratio	CR	C <sub>1V</sub> / C <sub>8V</sub> , f=1MHz	19.5			
Matching Tolerance *2	ΔC <sub>m</sub>	(C <sub>max</sub> -C <sub>min</sub> ) / C <sub>min</sub> ×100				
		V <sub>R</sub> =1V, f=1MHz			1.5	%
		V <sub>R</sub> =6V, f=1MHz			2.0	%
		V <sub>R</sub> =8V, f=1MHz			2.0	%

Marking : V7

\*1 : 1MHz signal : 20mVrms

\*2 : Matching tolerance between D1 and D2

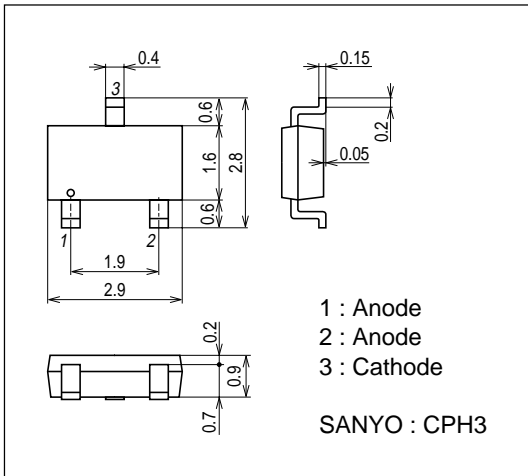
■ Any and all SANYO products described or contained herein do not have specifications that can handle applications that require extremely high levels of reliability, such as life-support systems, aircraft's control systems, or other applications whose failure can be reasonably expected to result in serious physical and/or material damage. Consult with your SANYO representative nearest you before using any SANYO products described or contained herein in such applications.

■ SANYO assumes no responsibility for equipment failures that result from using products at values that exceed, even momentarily, rated values (such as maximum ratings, operating condition ranges, or other parameters) listed in products specifications of any and all SANYO products described or contained herein.

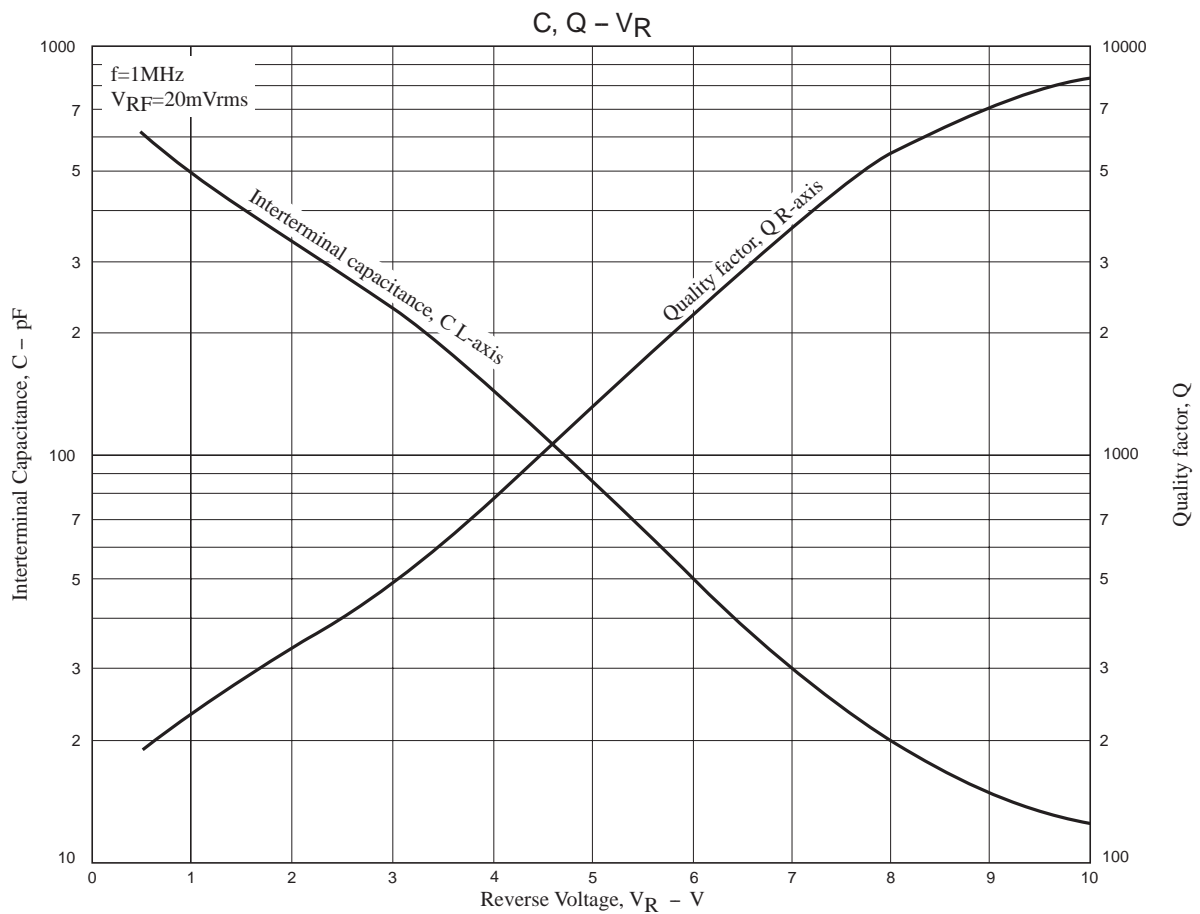
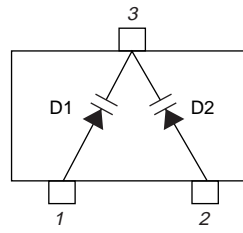
# SVC389

## Package Dimensions

unit : mm  
7015-002

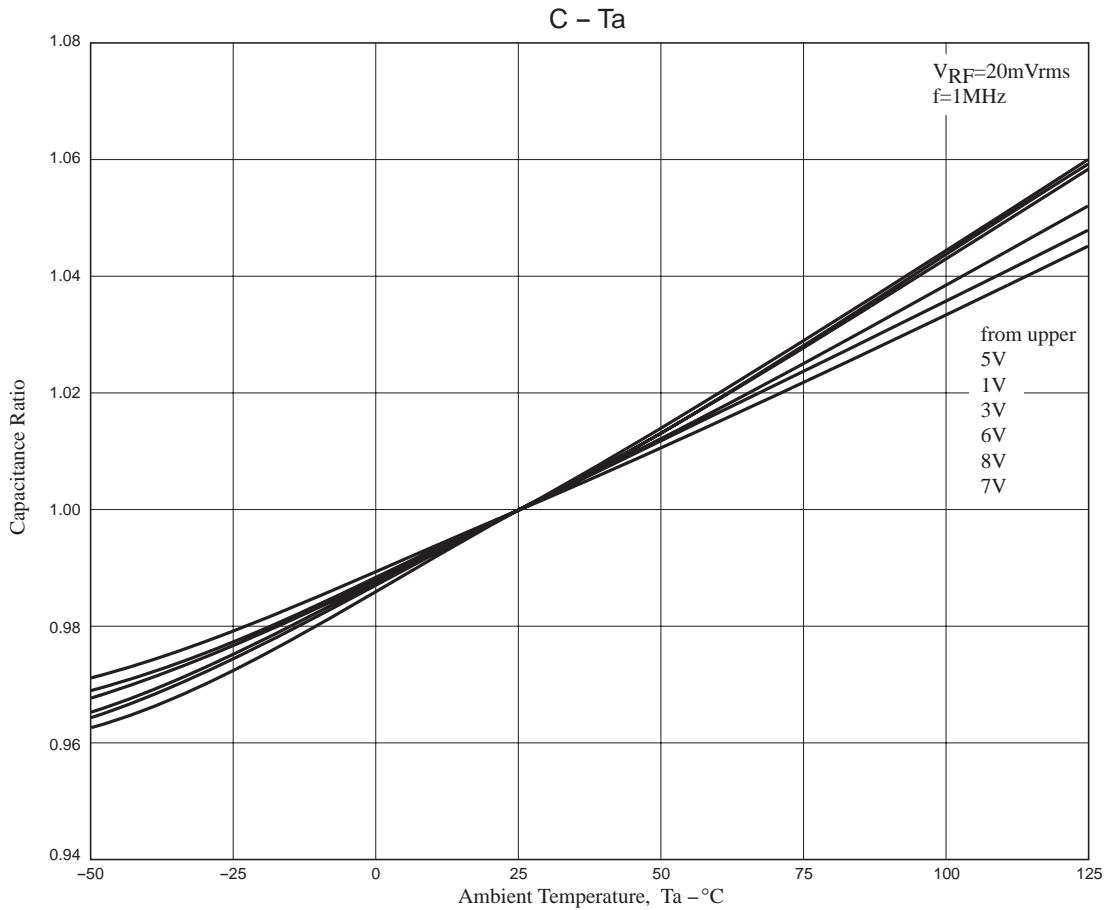


## Electrical Connection



IT10402

# SVC389



IT08372

- Specifications of any and all SANYO products described or contained herein stipulate the performance, characteristics, and functions of the described products in the independent state, and are not guarantees of the performance, characteristics, and functions of the described products as mounted in the customer's products or equipment. To verify symptoms and states that cannot be evaluated in an independent device, the customer should always evaluate and test devices mounted in the customer's products or equipment.
- SANYO Electric Co., Ltd. strives to supply high-quality high-reliability products. However, any and all semiconductor products fail with some probability. It is possible that these probabilistic failures could give rise to accidents or events that could endanger human lives, that could give rise to smoke or fire, or that could cause damage to other property. When designing equipment, adopt safety measures so that these kinds of accidents or events cannot occur. Such measures include but are not limited to protective circuits and error prevention circuits for safe design, redundant design, and structural design.
- In the event that any or all SANYO products (including technical data, services) described or contained herein are controlled under any of applicable local export control laws and regulations, such products must not be exported without obtaining the export license from the authorities concerned in accordance with the above law.
- No part of this publication may be reproduced or transmitted in any form or by any means, electronic or mechanical, including photocopying and recording, or any information storage or retrieval system, or otherwise, without the prior written permission of SANYO Electric Co., Ltd.
- Any and all information described or contained herein are subject to change without notice due to product/technology improvement, etc. When designing equipment, refer to the "Delivery Specification" for the SANYO product that you intend to use.
- Information (including circuit diagrams and circuit parameters) herein is for example only; it is not guaranteed for volume production. SANYO believes information herein is accurate and reliable, but no guarantees are made or implied regarding its use or any infringements of intellectual property rights or other rights of third parties.

This catalog provides information as of December, 2005. Specifications and information herein are subject to change without notice.